



Adifix CS Series

Trifunctional Reactive Dyes For Exhaust Dyeing That Were Developed To Be Environmentally Friendly And Cost Efficient.



New Jersey Location

50 Page Road, Clifton, NJ 07012

Phone. 973.778.0122 • Fax. 973.778.1124

South Carolina Location



105 Wood Street, Greenville, SC 29611


Phone. 864.295.1170 • Fax. 864.295.5606

www.greenvillecolorants.com • Customer Service. 800.832.8985 Fax. 800.763.1001

ADIFIX CS DYES

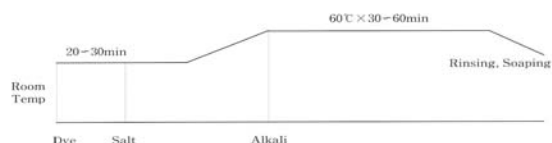
Fastness:

		Solubility	Light	Washing		
		50°C, g/l	(Xenon)	E	C	N
	Adifix Yellow CS-2G	100	4-5	5	5	5
	Adifix Yellow CS-R	100	5	4-5	5	5
	Adifix Yellow CS	100	5	5	4-5	5
	Adifix Orange CS-2R	100	3	5	4	5
	Adifix Scarlet CS-G	100	4-5	5	4-5	5
	Adifix Red CS-2B	200	3-4	5	4-5	5
	Adifix Red CS-3B	150	3-4	5	4-5	5
	Adifix Blue CS	100	3-4	4-5	4-5	4-5
	Adifix Navy CS	150	4	4-5	4-5	4-5
	Adifix Black CS-2R	150	4-5	5	4	5
	Adifix Black CS	150	4-5	5	5	4-5





Procedure:



Soaping : 95°C in 1-3g/l of anionic or nonionic surface active agent bath for 15 minutes, then rinse clear.

Application Procedures:

Atmospheric Dyeing Procedures

1. Set fresh bath with 4.0% carrier and Acetic Acid to pH 4.5-5.0.
2. Circulate 10 minutes and add x% prepared dyes.
3. Circulate 10 minutes.
4. Heat to 212°F at 2°F / min.
5. Cool, rinse and dry.
6. Heatset at 360°F for 30 seconds.

High-Temperature Dyeing Procedure

1. Fill machine with 140°F water and set the liquor ratio at 10:1 to 15:1 with 0.25%- 0.5%-sequestering agent solution and 1.00%-3.00% carrier. Add ADICRON dyes pre-dispersed at 120°F and run for 10 minutes at 140°F.
2. Add Acetic Acid to pH 4.5-5.0
3. Heat to 265° F at 3-6°F /min.
4. Run for 15-60 minutes depending on depth of shade and dyeing equipment.
5. Cool to depressurization temperature.
6. Sample
7. Continue cooling to 160° F.
8. Rinse hot.
9. Reduction scour, if necessary, at 160° F.
10. Rinse cold.

Fastness Ratings:

All Fastness ratings were conducted in accordance with AATCC Standard Test Methods where applicable. Ratings of alteration and stain were made according to the AATCC Grey Scales.

Alteration of Shade

- 5 – Shade unaltered
- 4- Very slightly altered
- 3- Noticeably altered
- 2- Distinctly altered
- 1-Considerably altered

Stain

- 5- No staining
- 4- Very light staining
- 3- Noticeable staining
- 2- Considerable staining
- 1- Heavy staining

Lightfastness

Hours	Ratings	Class
320	8	Outstanding
160	7	Excellent
80	6	Very Good
40	5	Good
20	4	Fairly Good
10	3	Fair
5	2	Poor
<5	1	Very Poor

XENON- AATCC Test Method 16E-1990: Colorfastness to light, water-cooled xenon arc lamp- continuous light. Tests were conducted on untreated fabric.

**Disclaimer:

Seller assumes no obligation or liability, whether in contract, tort, negligence, strict liability or misrepresentation for any advice or assistance given Buyer in relation to the merchandise, such advice or assistance, written or oral, being given without charge and accepted by Buyer's request and at his sole and exclusive risk. Samples will be made available at Buyer's request. Buyers are urged to make their own tests of any product described herein or of any proposed application with respect to which advice or assistance from Seller may be sought.

The fastness properties of the enclosed dyeings are dependent upon the conditions to which they are subjected, and may vary considerably if the dyed fabric is treated with additional chemicals such as fixing or finishing agents. Consequently, the dyed/finished fabric should be tested to assure that the fastness properties meet the necessary requirement. Not all shades can be produced with desired fastness properties. This point should be carefully considered before putting shades into production. The information given is based on work done in our laboratories; consideration should be given to possible variations under local conditions.